

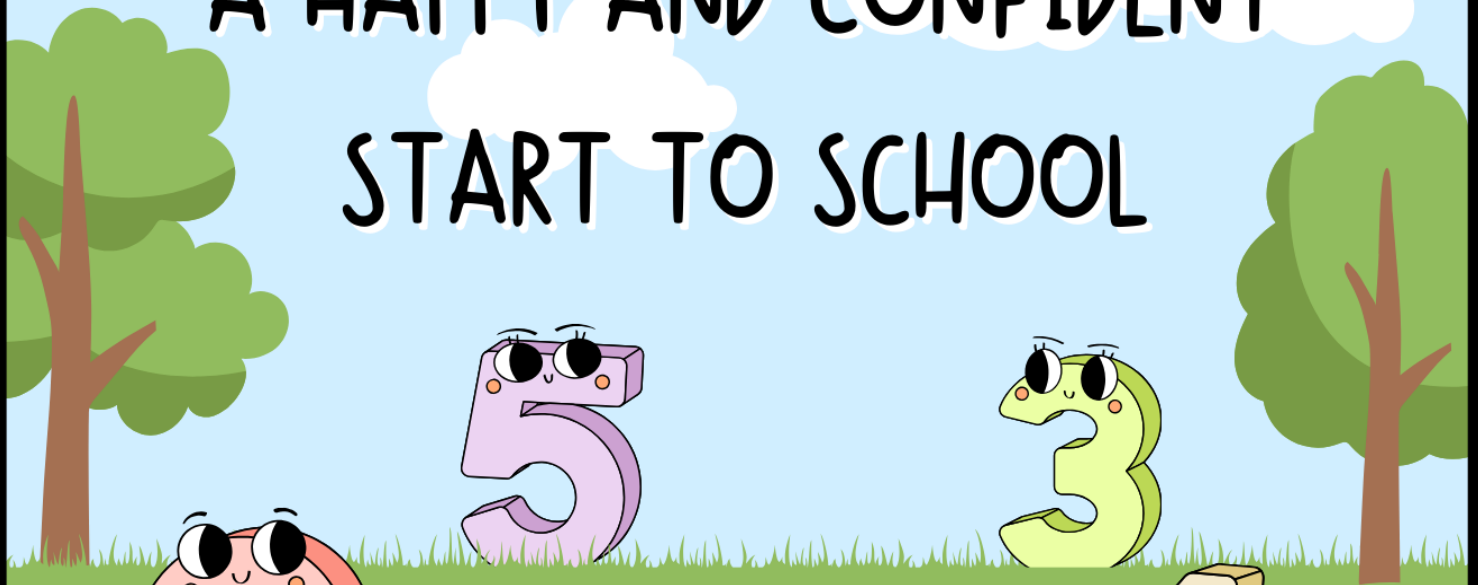




ST JOHN BOSCO SCHOOL



A HAPPY AND CONFIDENT
START TO SCHOOL



NEW ENTRANT INFORMATION BOOKLET

ST JOHN BOSCO SCHOOL

21 CLINTON STREET

FITZROY

NEW PLYMOUTH

Website: www.sjb.school.nz

Phone number: (06) 758-3165

Email: office@sjb.school.nz

Principal: Mr Ryan Fleming

Deputy Principal: Mrs Crystal Smith

Deputy Principal: Mrs Katie Smith

Office Manager: Ms Andrea Pretty

New Entrant Teachers

Mrs Tara Pike

Room Puriri & Little Boscas



Mrs Helen Baldwin

Room Koromiko



Mrs Ashley Carradus

Room Harakeke



foundations and faith
FOR THE FUTURE

WELCOME TO ST JOHN BOSCO SCHOOL



Dear Parents/Caregivers

On behalf of the whole school community, I welcome you to our school. We are pleased to have this opportunity to tell you about us, what we believe in and what makes our school so special.

St John Bosco is an integrated Catholic Primary School for boys and girls inclusive of Year 1 to Year 6 children. We have a distinct dimension within our school, which is referred to as the "Special Character". Within this, we are able to live and teach the values of Christ Jesus.

Another special aspect of our school is the children themselves. They have fine reputations and are widely known for their exemplary standards of behaviour, their academic and cultural pursuits and their sporting achievements. They are disciples who walk in the footsteps of Jesus Christ.

The staff provide a caring, student centred, learning environment that strives at all times towards excellence in academic, religious, cultural, sporting and recreational programmes.

We enjoy and recognise the tremendous parental involvement within school and class programmes. The Board of Trustees and the School Community Group are active in ensuring the best for our children. We are a community united through our Catholic Faith.

By choosing St John Bosco, parents are privileged in the knowledge that their children are receiving stimulating and creative modern Catholic educational opportunities within a well regulated and caring atmosphere that fosters self-esteem, dignity and co-operation. Our gospel values ground us in all we do and say.

As a Catholic integrated Primary School, and with very good reason, we are proud of our school and what we can offer.

We look forward to establishing a rapport with new families and to reinforcing relationships with those who are already part of our school community.

Ryan Fleming

PRINCIPAL



Enrolment

It is helpful for planning and transition processes if you have enrolled your child at least a couple of years before they turn five. We have a maximum roll of 275 which we reach every year. Because we have a limited number of places available each year it is important to make inquiries about enrolment early.

Enrolment Requirements

If you are interested in joining our school and wish to discuss how we do things, the enrolment process and how 'preference criteria' works please feel free to book an appointment with our Principal, Ryan Fleming. Ryan can also answer any other questions you may have and give you a tour of the school.

We are required prior to starting school to sight and take a copy of the birth certificate and a record of vaccinations; schools are required to collect vaccination information for the Ministry of Health.

If your child was not born in New Zealand we also need to sight and copy passport documentation.

School Organisation

We have at least 2 new entrant classes. Children are placed into one of these on entry to the school.

Five year olds starting school in the first term are classified as Year 1 and will be Year 2 in the following year.

Children starting in term two, three and term four are classified as Year 0 and will be Year 1 in the following year.



Transition to School

Little Boscós

We have a preschool transition class called Little Boscós. This is run every Wednesday afternoon for an hour. You and your child are welcome and encouraged to attend this class together for the term leading up to your child starting school. Little Boscós is designed to help make your child's transition to school successful, its aim is to help your child become familiar with the school environment, the routines and expectations. During these classes they will also meet other children who will be starting school around the same time so they have some familiar faces at St John Bosco when they start. Little Boscós is also a great way to introduce yourself and your child to our school community.

Pre Visits


A pre visit into the classroom your child will enter will be organised the week prior to them starting school.

During this important transition time you may like to find out:

- ❖ The location of the toilets and cloak bays
- ❖ What the uniform is
- ❖ Lunch and play procedures
- ❖ Expectations of your child
- ❖ Discuss with the teacher any worries or concerns you may have.

Do ask if other information is not covered in your sessions. If this is your first child starting school you will have a lot of things you'll want to know.

No question is a silly question.



Ideas for helping your child get ready for a great start to school...

- ❖ Put own shoes on / off
- ❖ Put sweater on / off
- ❖ Open / close school bag, water bottle and lunch box
- ❖ Pack their bag
- ❖ Carry their own bag
- ❖ Turn a tap on /off
- ❖ Go to the toilet by themselves
- ❖ Recall name, address and phone number

It would be helpful if your child could have experience and practice in how to...

Literacy - writing

- ❖ Hold a pen in the comfortable grip (thumb and first finger)
- ❖ Write their name, start with the first letter ☺
- ❖ Recognise some letters and know the sounds they make (if they are ready for this)
- ❖ Copy over the top of a range of lines (tall, short, curved, zig zag)

Literacy - reading

- ❖ Read to your child as often as you can!
- ❖ Share lots of nursery rhymes and rhyming poems, sing 'abc'
- ❖ Talk about the pictures in books and what they think of the story
- ❖ Foster a love of books

Maths

- ❖ Name colours and shapes
- ❖ Count to 10 (further if they are interested and count backwards)
- ❖ Find numbers everywhere, eg letter boxes, supermarket

Please do not think you have to teach all of this. These are examples and ideas of things to enjoy together and discuss at home and any of this will provide a great foundation for the work at school.

A typical week in a new entrant class

	Monday	Tuesday	Wednesday	Thursday	Friday
8:50-9:30	<i>Chill Time, Prayer, Kei Te Pehea Koe, Te huarere, Go Noodle</i>				JUMP JAM
	Prayer Religious Education	Prayer Religious Education	Prayer Religious Education	Prayer Religious Education	Prayer Religious Education
9:30-10:30 am	Language Experience	Writing modelling & independent goal writing Shared writing// upload to Seesaw	Writing modelling & independent goal writing Shared writing// upload to Seesaw	Writing modelling & independent goal writing Shared writing// upload to Seesaw	*Swimming Library Handwriting in books
Morning Tea 10.30-11.00 am					
10:40-11	Complete Language Experience	Physical Education	Phonological awareness	Phonological awareness	<i>Spelling Buddies</i>
11:11:30	Reading/ Structure Literacy	Reading/ Structure Literacy	Reading/ Structure Literacy	Reading/ Structure Literacy	
11:30- 12 12- 12:40	<i>Brain Break</i> Maths *Swimming	<i>Brain Break</i> Maths *Swimming	<i>Brain Break</i> Maths *Swimming	<i>Brain Break</i> Maths (Strand) *Swimming	Poem Adventure Time
12.40-1.30 Rest time/Breathing/ Relaxation 1.30-1.35 pm					
1:30-1:45	Shared Reading - Big Book Handwriting Inquiry Learning	Shared Reading - Big Book Handwriting Inquiry Learning Team Assembly - 2.40 pm	Little Bosco's Creative / hands on learning - Religious Education *School Assembly	Shared Reading - Big Book Handwriting Inquiry Learning	Finish off weekly tasks
2.45-3.00	<i>Pack up / End of the day routines, Happy Jar, Certificates</i>				

This is an overview of a 'typical' week in Rooms Puriri / Koromiko / Harakeke. Afternoons consist of a mixture of PE, Inquiry Learning, RE etc... green indicates time when we have the doors between our classes open and blue is when we have the doors closed.

It is flexible with school events or special learning programmes the classes may do.



First Day at School

- ❖ School Bag - needs to be **large** and easy access so your child can pack their belongings (including a book bag, swimming togs, lunch box etc...)
- ❖ Lunch box - a variety of healthy choices for brain food, morning tea and lunch
- ❖ Drink Bottle - with water (*we are a water only school*)
- ❖ School Uniform and sunhat
- ❖ We will welcome you and your child with a Mihi Whakataua and your child will be buddied up with a senior student buddy (Tuakana Teina)

Please ensure all items are well named.

School uniform

Boys - Summer	Girls - Summer
Grey Shorts Blue Short Sleeved School Polo Shirt Blue School Sweatshirt Black Sandals - not crocs School Sunhat	Choice of: Tunic and/or Culottes Blue short sleeved School Polo Shirt Blue School Sweatshirt Black Sandals - not crocs School Sunhat
Boys - Winter	Girls - Winter
Grey Shorts Blue Long sleeved Polo Shirt Blue long sleeved skivvy Blue knee length socks Black Shoes Blue School Trackpants (an option) Blue School Fleece Blue School Sweatshirt	School Tunics/Culottes as above Blue long sleeved Polo Shirt Blue Long sleeved skivvy Blue knee length socks Blue Stockings Black shoes Blue School Trackpants (an option) Blue School Fleece Blue School Sweatshirt

Campus Clothing makes and sells our uniforms. Please contact them on 769 5504 for a price list. They are located at 94 Gill Street, New Plymouth.

Second hand uniforms: Our volunteer at present for this is Mrs Kate Buchboech, phone 027 237 8510.

In terms 1 and 4 it is compulsory for your child to wear a school sunhat. We say, no hat no play, if they forget their hat they are to play in the shade or inside.

You are welcome to have your child's name embroidered on their hat which can make it much easier to find at play times.



Arriving at school

The bell rings at 8:50am. It is important for the children to arrive between 8.30 and 8.45 so that they get settled into school and feel relaxed and calm for the start of the day. When you and your child feel ready it might be a nice idea to say goodbye at the gate some days so that they can organise themselves independently.

Independence

We encourage and foster independent behaviour and believe this will empower your child with the confidence and skills they can use throughout their schooling career. You can then trust that they will cope on their own too.

Please support your child so **they**:

- ❖ Carry their own bag and hang up their own bag and coat
- ❖ Complete their morning jobs eg: reading book and spelling notebook away
- ❖ Put water bottle and lunch box in appropriate place
- ❖ Have time and opportunity to play and interact with peers
- ❖ Say goodbye with confidence and positively, if you are having trouble leaving, chat to the teacher about supporting your child during this time.



When the bell goes, they are to say goodbye to you, if you haven't already done so. It is wonderful to see those parents empowering their children with confidence to start the day independently. They will see you again at 3pm.

Eating

The children eat together at three set times of the day.

Brain food: 9.30am, is a short break in class with a small piece of fruit or vegetables.

Morning tea: 10.30, children to take a snack to eat and then there is time for free play in the playground.

Lunch: 12.40, is supervised eating time (10mins), children they are released for free play until 1.30pm. The teacher will ensure your child has eaten something and anything uneaten sent home.

Play Time

During play times there will always be two teachers on duty to supervise. They will be wearing a high visibility vest and will roam the play area. If your child has a problem they are to find one of these teachers. If they are hurt then the duty teacher makes note of this in the sick bay and if they need time out they can rest in this area too. If you need to be contacted the teacher will ring you. Make sure your contact details are correct and current at the office.



Stationery

New Entrant stationery is organised by the school. It is \$55 for all the books, pens, pencils, paper and a library bag. It will be organised, named and provided for your child's first day of school. There is Eftpos available at the office if you require this.

Afterschool Care - Kelly Club

There is a wonderful afterschool programme, called Kelly Club run out of the school library every day. This is run from 3pm till 5.30pm. Young 5 year olds do tend to get tired and 5.30pm often seems to be their limit. If you are interested in this for your child, please contact the programme coordinator on 021 648 074 or email sjb@kellyclub.co.nz also check them out online www.kellyclub.co.nz They also run a holiday programme if you are interested in this.

Assemblies

Assemblies are held every second Wednesday afternoon and start at 2.15pm. We meet in the church and include a variety of class presentations, special awards, singing, prayer, notices and a brief talk from the principal or other staff. Our Priest, parents, caregivers, preschoolers and grandparents are all welcome.

Newsletters

Our newsletter is uploaded to our school website (www.sjb.school.nz) and sent out via HERO our student management system.

Swimming

During term 1 and 4 of the year, the classes will have swimming lessons in the school pool. They will need to be confident getting dressed and dried. Try to practice this at home. Please name all items of clothing so nothing is misplaced.

Seesaw

All classes are set up on an app called Seesaw. The teacher uses this app to communicate with the parents in their class, they will upload videos of class activities, will share examples of work with you and they can also use this to message you. Your child will learn to upload some of their work to share with you. You can download the family version of the app at the App Store.

Reporting to Parents

During your child's first months at school they will be assessed on their knowledge so the teacher knows where to start your child's programme. During the first term that your child is at school the class teacher will organise a meeting with you to discuss this and how your child has settled into school.

Pick up at 3pm

At 3pm, the class teacher will walk their class through to the court in front of the hall. It is easiest if you wait there and the teacher will bring the children to you. If you are going to be late please ring the office to let them know. There is also a walking school bus, the children meet a teacher at 3pm and they can walk together up the walkway to Paynters Ave to meet you.

Lunch Orders

Every Friday you can order Subway lunches with lunchonline at www.lunchonline.co.nz. Subways are delivered to school in time for lunch.

Problems / Concerns / Issues

If there is something that you are worried about, please bring it to our attention.

Teachers can be contacted at:

Room Puriri tara@sjb.school.nz

Room Koromiko helen@sjb.school.nz

Room Harakeke ashley@sjb.school.nz



Scan this code to read a transition story called 'Going to St. John Bosco'